

City of Delafield 2019 Combined Property Tax Report

Based on 2020 budgets adopted by the City of Delafield; School Districts of Kettle Moraine, Lake Country, Arrowhead, and Oconomowoc; WCTC; and Waukesha County.

The Components of Your Tax Dollar

The total net tax levy for all units of local government increased overall by \$587,146 (3%) compared to last year. Tax levies increased for the City of Delafield (3%), WCTC (6%), Kettle Moraine School District (3%), Oconomowoc Area School District (6%), and Waukesha County (2%). Lake Country/Arrowhead School District's levy stayed virtually the same. The state school tax credit decreased by less than 1%.

The net combined property tax rate increased by 40 cents compared to last year for properties in the Kettle Moraine School District, by 13 cents in the Lake Country/Arrowhead School District, and by 67 cents in the Oconomowoc Area School District.

Tax rates increased for the City of Delafield (10 cents), Kettle Moraine School District (22 cents), Waukesha County (4 cents), WCTC (2 cents), and Oconomowoc Area School District (50 cents). The tax rate for the Lake Country/Arrowhead School District decreased (5 cents), and the state school tax credit rate decreased by 2 cents from last year.

Comparative Property Tax Rates Per \$1,000 of Assessed Value

Units of Government	2018 ¹	2019 ^{2,3}	Change
City of Delafield	\$4.40	\$4.50	\$0.10
Kettle Moraine School District	\$10.43	\$10.65	\$0.22
Waukesha County	\$1.98	\$2.01	\$0.03
Waukesha County Technical College (WCTC)	\$0.38	\$0.40	\$0.02
State School Tax Credit	(\$1.80)	(\$1.77)	\$0.03
Total	\$15.39	\$15.79	\$0.40

Excludes Lottery & First Dollar Tax Credits; differences due to rounding

¹Funds the 2019 Budget. ²Funds the 2020 Budget.

³Rates must be used with 2018 assessed value to determine 2018 net taxes as shown on your tax bill; totals differ due to rounding.

⁴See City of Delafield website for tax rates pertaining to Lake Country/Arrowhead and Oconomowoc Area School Districts



Lottery & First Dollar Credits

This year the Lottery Credit is \$189.72 for each qualifying property. The State Constitution limits the Lottery Credit to a homeowner's primary residence. The First Dollar Tax Credit is \$68.38, producing additional tax relief. (These figures represent credits for the Kettle Moraine School District. See City of Delafield website for rates pertaining to other school Districts.)

FOR INFORMATION ON
 Tax Bill Payment.....548-7029
 City Budget.....303-4626
 This Report.....303-4515

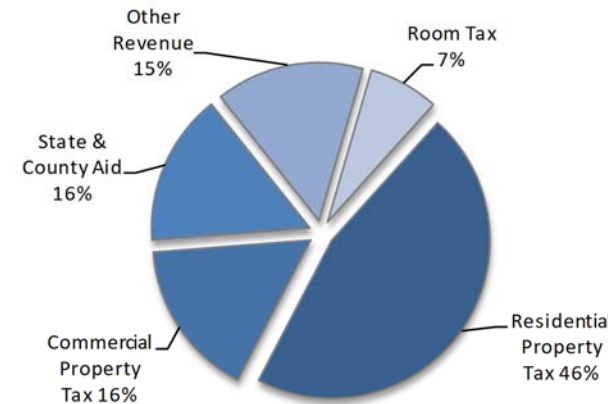
Please contact other units of government for information regarding their budgets.



For complete financial information, please visit the City of Delafield's website at:

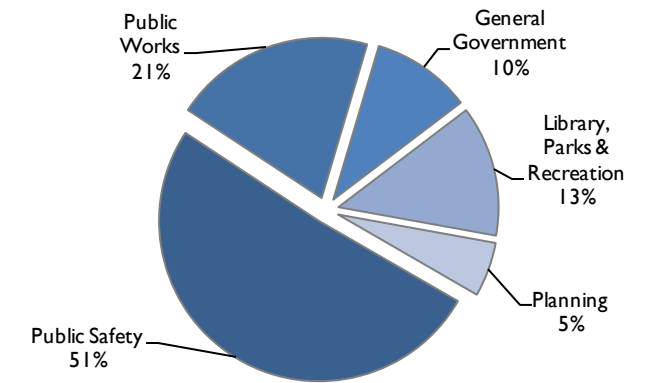
www.cityofdelafield.com/506/Finance

2020 Budget Sources of City Revenue*



Property Taxes: Residential (\$ in thousands)	\$3,283
Property Taxes: Commercial	\$1,150
State & County Aid	\$1,109
Non-Property Tax (Other) Revenue	\$1,084
Room Tax	\$512
Total	\$7,138

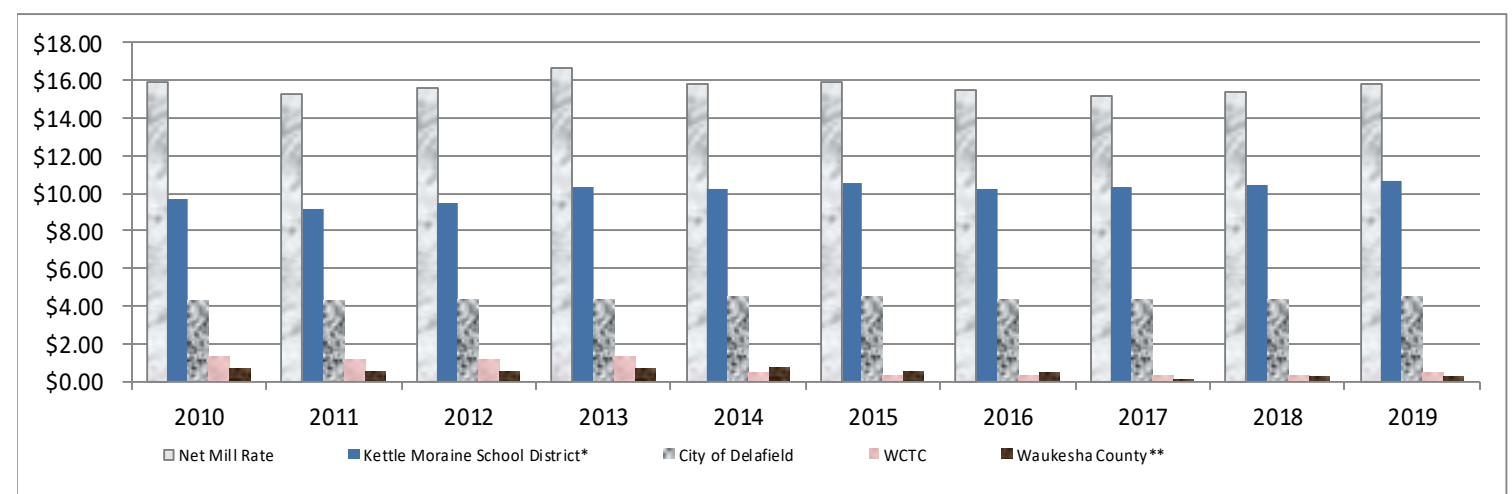
City Services Provided by this Revenue*



Public Safety (\$ in thousands)	\$3,745
Public Works	\$1,495
General Government	\$740
Library, Parks & Recreation	\$970
Planning & Development	\$403
Total	\$7,353

*Excludes general obligation debt service paid by the City.

City of Delafield Mill Rates 2010-2019



"Mill Rate" is defined as the tax per dollar of assessed value of property. The rate is expressed in "mills," where one mill is one-tenth of a cent (\$0.001).

See City of Delafield website for tax rates pertaining to Lake Country/Arrowhead and Oconomowoc Area School Districts

**Includes State of Wisconsin (through 2016) and school tax credits

City Officials Involved In The City Budget

Kent Attwell, Mayor
 Tom Hafner, City Administrator

Common Council Members

District 1	Doug Saloga
District 2	Jim Behrend
District 3	Jackie Valde
District 4	Wayne Dehn
District 5	Matt Grimmer
District 6	Kevin Maples
District 7	Tim Aicher